

Student Activities

Question # : **xi-2**

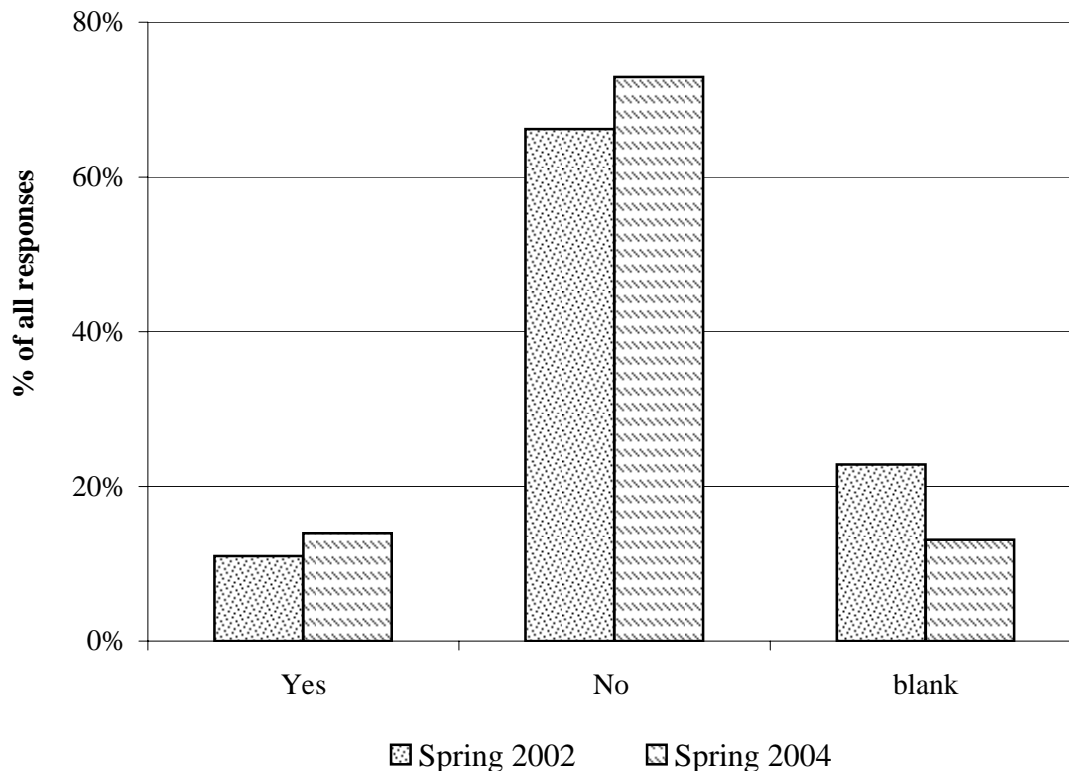
Question description: **The Student Life and Leadership Development Department offers a variety of activities, events and programs to support instructional offerings on campus. Are you aware of these programs and offerings?**

response category	Spring 2002			Spring 2004		
	# of responses	% of responses	% of valid responses	# of responses	% of responses	% of valid responses
Yes	66	11.0%	14.3%	83	13.9%	16.1%
No	397	66.2%	85.7%	434	72.9%	83.9%
blank	137	22.8%	na	78	13.1%	na
total	600	100%	100%	595	100%	100%

Example: 13.9% of all responses to this question were "Yes" (N = 83).

Note: "Valid Responses" exclude those not responding to the question.

Were you Aware of Programs and Offerings by Student Life and Leadership Development Department?



Question # : **xii**

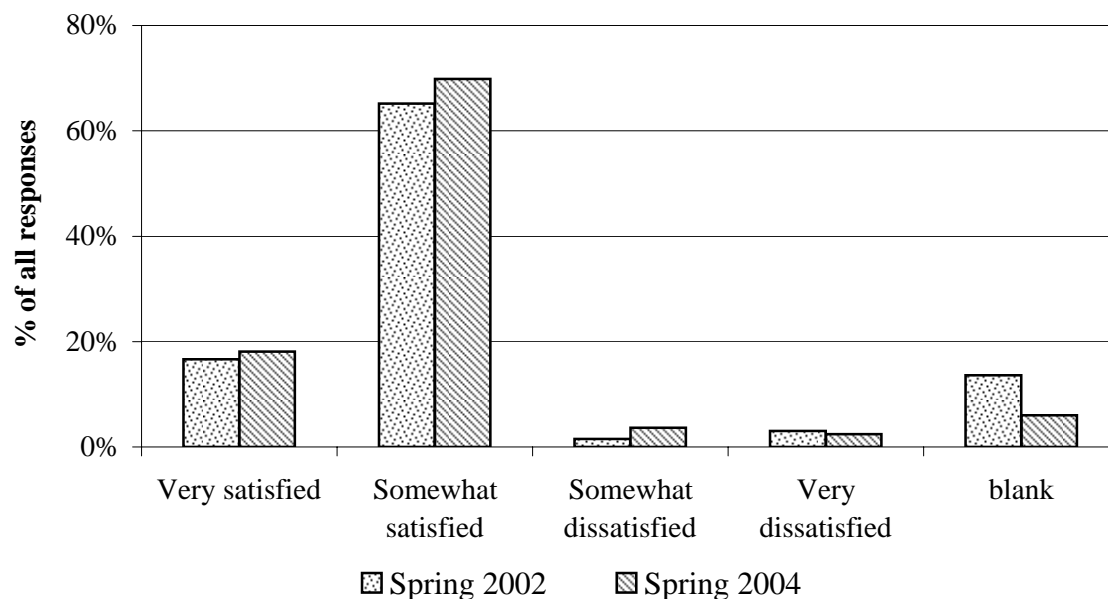
Question description: **If you are aware of the Student Life and Leadership Development offerings, how satisfied are you with those offerings?**

response category	Spring 2002			Spring 2004		
	# of responses	% of responses	% of valid responses	# of responses	% of responses	% of valid responses
Very satisfied	11	16.7%	19.3%	15	18.1%	19.2%
Somewhat satisfied	43	65.2%	75.4%	58	69.9%	74.4%
Somewhat dissatisfied	1	1.5%	1.8%	3	3.6%	3.8%
Very dissatisfied	2	3.0%	3.5%	2	2.4%	2.6%
blank	9	13.6%	na	5	6.0%	na
total	66	100%	100%	83	100%	100%

Example: 18.1% of all responses to this question were "Very satisfied" (N = 15).

Notes: "Valid Responses" exclude those not responding to the question. Only students who responded "yes" to Question xi-2 were included in this analysis.

How Satisfied are you with Offerings by Student Life and Leadership Development?



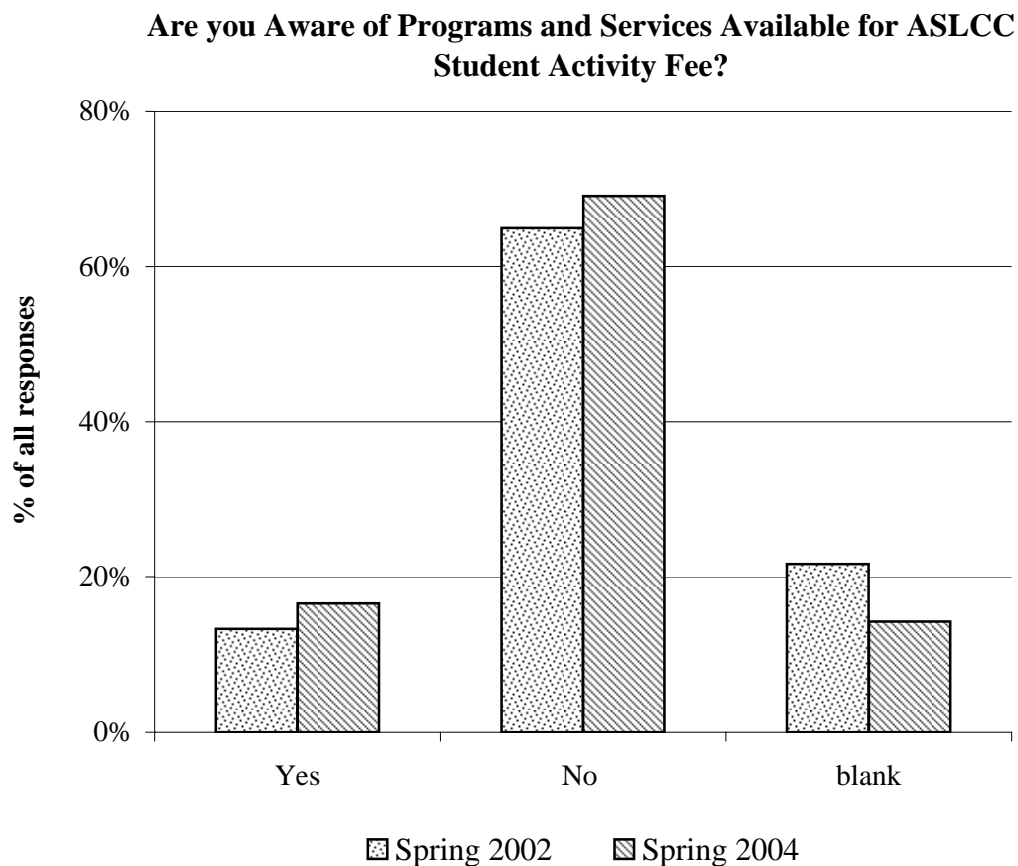
Question # : **xiv**

Question description: **Are you aware of the programs and services available to Lane students who pay the mandatory ASLCC student activity fee (currently \$32.56 per term).**

response category	Spring 2002			Spring 2004		
	# of responses	% of responses	% of valid responses	# of responses	% of responses	% of valid responses
Yes	80	13.3%	17.0%	99	16.6%	19.4%
No	390	65.0%	83.0%	411	69.1%	80.6%
blank	130	21.7%	na	85	14.3%	na
total	600	100%	100%	595	100%	100%

Example: 16.6% of all responses to this question were "Yes" (N = 99).

Note: "Valid Responses" exclude those not responding to the question.



Question # : xv

Question description: **If you are aware of the programs and services available through the mandatory student activity fee, how satisfied are you with those programs and services?**

response category	Spring 2002			Spring 2004		
	# of responses	% of responses	% of valid responses	# of responses	% of responses	% of valid responses
Very satisfied	10	12.5%	13.5%	13	13.1%	13.8%
Somewhat satisfied	44	55.0%	59.5%	60	60.6%	63.8%
Somewhat dissatisfied	9	11.3%	12.2%	11	11.1%	11.7%
Very dissatisfied	11	13.8%	14.9%	10	10.1%	10.6%
blank	6	7.5%	na	5	5.1%	na
total	80	100%	100%	99	100%	100%

Example: 13.1% of all responses to this question were "Very satisfied" (N = 13).

Notes: "Valid Responses" exclude those not responding to the question. Only students who responded "yes" to question xiv were included in this analysis.

How Satisfied are you with Programs and Services Available Through the Mandatory Student Activity Fee?

