

Courses

Question # : 30

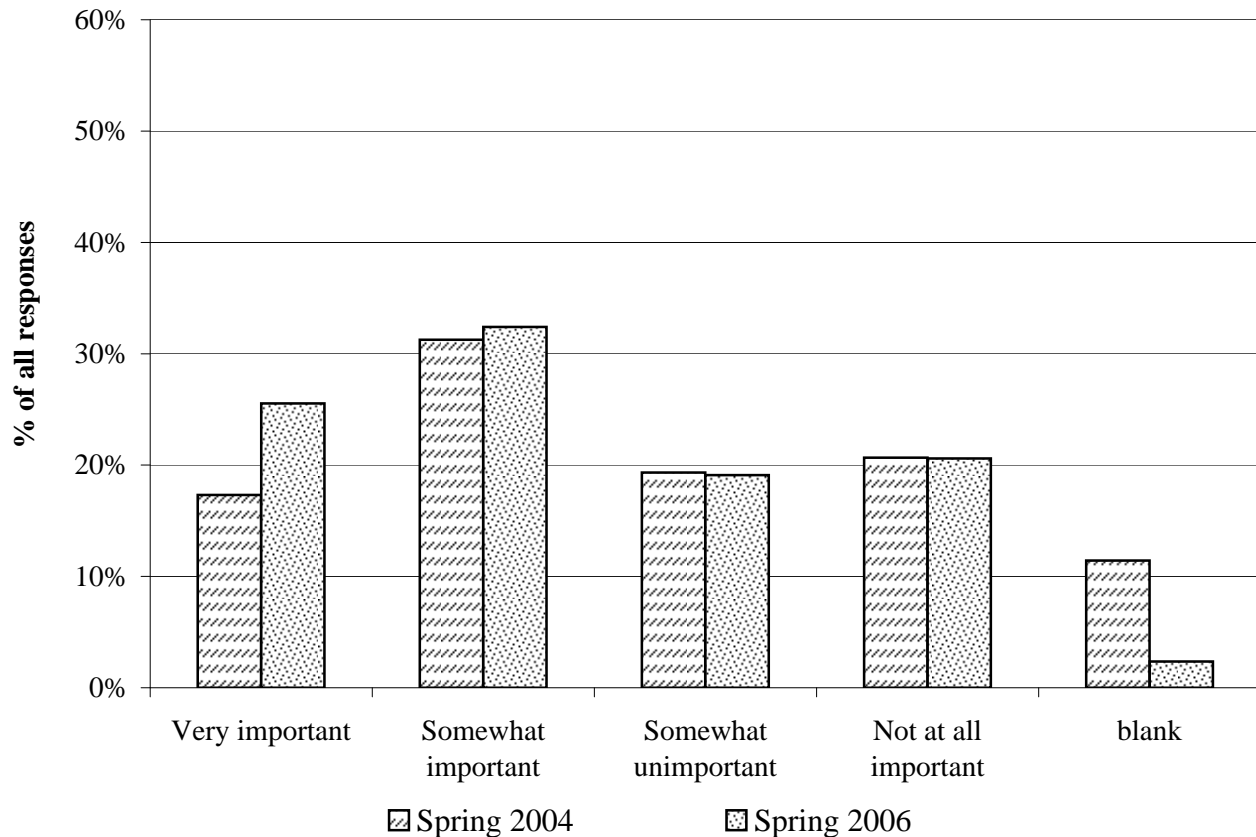
Question description: How important is it to you to be able to take on-line/Internet-based courses?

response category	Spring 2004			Spring 2006		
	# of responses	% of responses	% of valid responses	# of responses	% of responses	% of valid responses
Very important	103	17.3%	19.5%	119	25.5%	26.2%
Somewhat important	186	31.3%	35.3%	151	32.4%	33.2%
Somewhat unimportant	115	19.3%	21.8%	89	19.1%	19.6%
Not at all important	123	20.7%	23.3%	96	20.6%	21.1%
blank	68	11.4%	na	11	2.4%	na
total	595	100%	100%	466	100%	100%

Example: 25.5% of all responses to this question for Spring 2006 were "Very important" (N = 119).

Note: "Valid Responses" exclude those not responding to the question.

Importance of Taking On-line/Internet-based Classes



Question # : 31

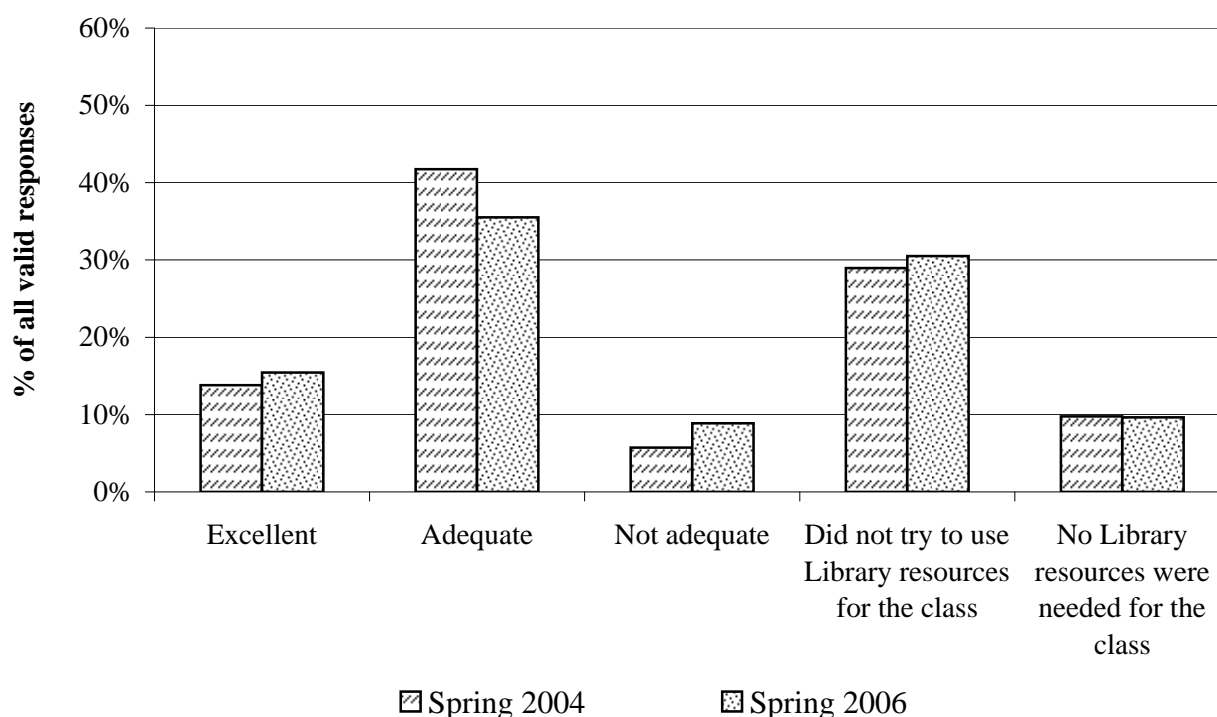
Question description: **If you have taken on-line/Internet-based courses at Lane, on average, how would you rate the availability of the necessary library resources for the courses?**

response category	Spring 2004			Spring 2006		
	# of responses	% of responses	% of valid responses	# of responses	% of responses	% of valid responses
Excellent	41	6.9%	13.8%	40	8.6%	15.4%
Adequate	124	20.8%	41.8%	92	19.7%	35.5%
Not adequate	17	2.9%	5.7%	23	4.9%	8.9%
Did not try to use Library resources for the class	86	14.5%	29.0%	79	17.0%	30.5%
No Library resources were needed for the class	29	4.9%	9.8%	25	5.4%	9.7%
blank	298	50.1%	na	207	44.4%	na
total	595	100%	100%	466	100%	100%

Example: 8.6% of all responses to this question for Spring 2006 were "Excellent" (N = 40).

Note: "Valid Responses" exclude those not responding to the question.

Availability of Necessary Library Resources for On-line/Internet Courses



Question # : 32

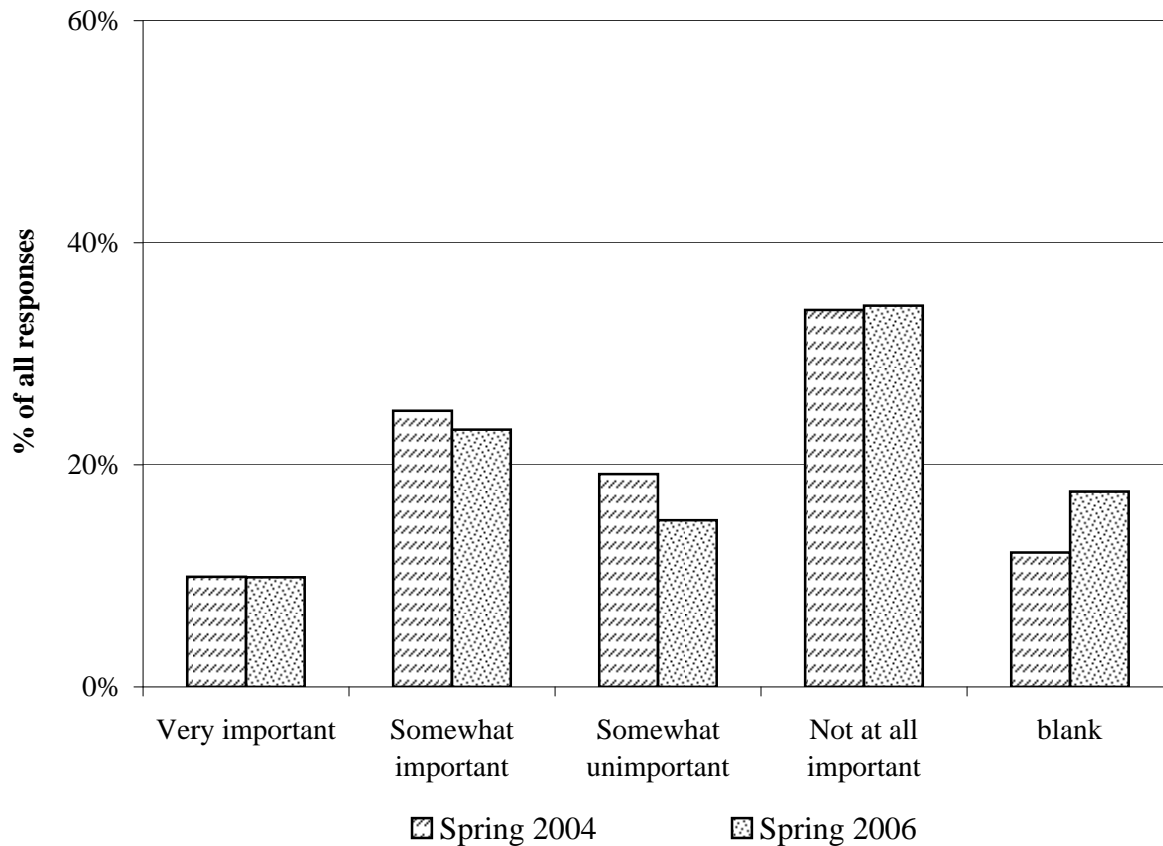
Question description: **How important is it to you to be able to take telecourses?**

response category	Spring 2004			Spring 2006		
	# of responses	% of responses	% of valid responses	# of responses	% of responses	% of valid responses
Very important	59	9.9%	11.3%	46	9.9%	12.0%
Somewhat important	148	24.9%	28.3%	108	23.2%	28.1%
Somewhat unimportant	114	19.2%	21.8%	70	15.0%	18.2%
Not at all important	202	33.9%	38.6%	160	34.3%	41.7%
blank	72	12.1%	na	82	17.6%	na
total	595	100%	100%	466	100%	100%

Example: 9.9% of all responses to this question for Spring 2006 were "Very important" (N = 46).

Note: "Valid Responses" exclude those not responding to the question.

Importance of Taking Telecourses



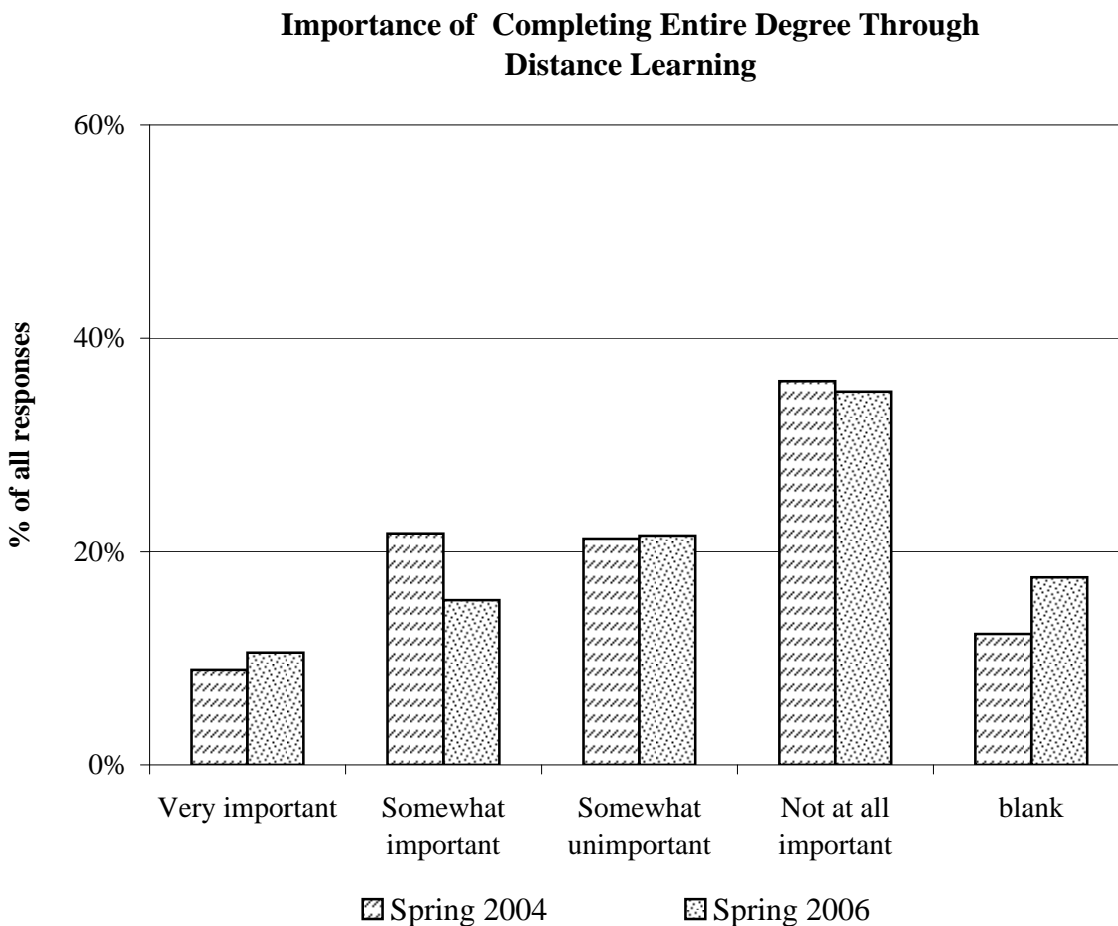
Question # : 33

Question description: **How important is it to you to be able to complete an entire degree through distance learning (e.g., on-line/Internet-based courses, telecourses, etc.)?**

response category	Spring 2004			Spring 2006		
	# of responses	% of responses	% of valid responses	# of responses	% of responses	% of valid responses
Very important	53	8.9%	10.2%	49	10.5%	12.8%
Somewhat important	129	21.7%	24.7%	72	15.5%	18.8%
Somewhat unimportant	126	21.2%	24.1%	100	21.5%	26.0%
Not at all important	214	36.0%	41.0%	163	35.0%	42.4%
blank	73	12.3%	na	82	17.6%	na
total	595	100%	100%	466	100%	100%

Example: 10.5% of all responses to this question for Spring 2006 were "Very important" (N = 49).

Note: "Valid Responses" exclude those not responding to the question.



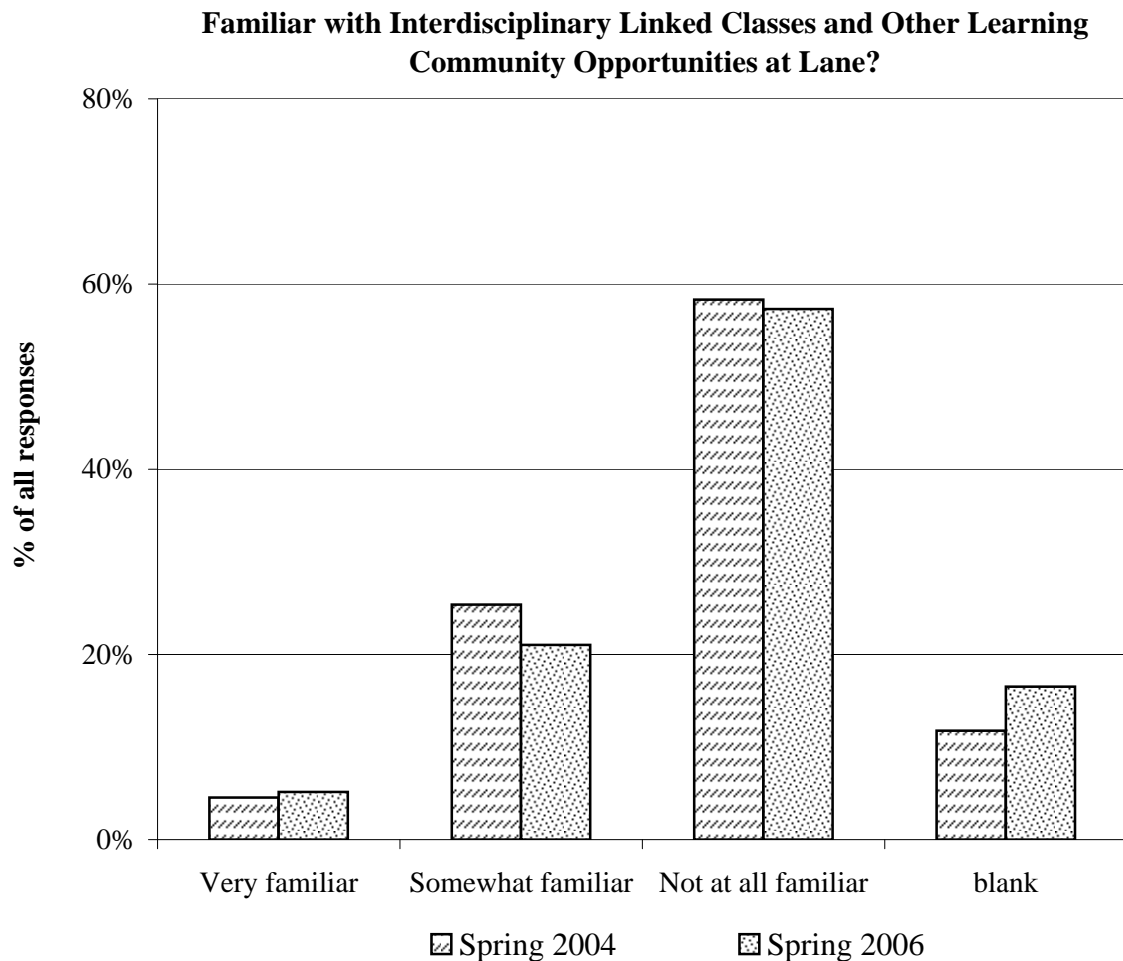
Question # : **34**

Question description: **How familiar are you with interdisciplinary linked classes and other learning community opportunities at Lane?**

response category	Spring 2004			Spring 2006		
	# of responses	% of responses	% of valid responses	# of responses	% of responses	% of valid responses
Very familiar	27	4.5%	5.1%	24	5.2%	6.2%
Somewhat familiar	151	25.4%	28.8%	98	21.0%	25.2%
Not at all familiar	347	58.3%	66.1%	267	57.3%	68.6%
blank	70	11.8%	na	77	16.5%	na
total	595	100%	100%	466	100%	100%

Example: 5.2% of all responses to this question for Spring 2006 were "Very familiar" (N = 24).

Note: "Valid Responses" exclude those not responding to the question.



Question # : 35

Question description: If you are familiar with learning communities at Lane,
how did you find out about them?

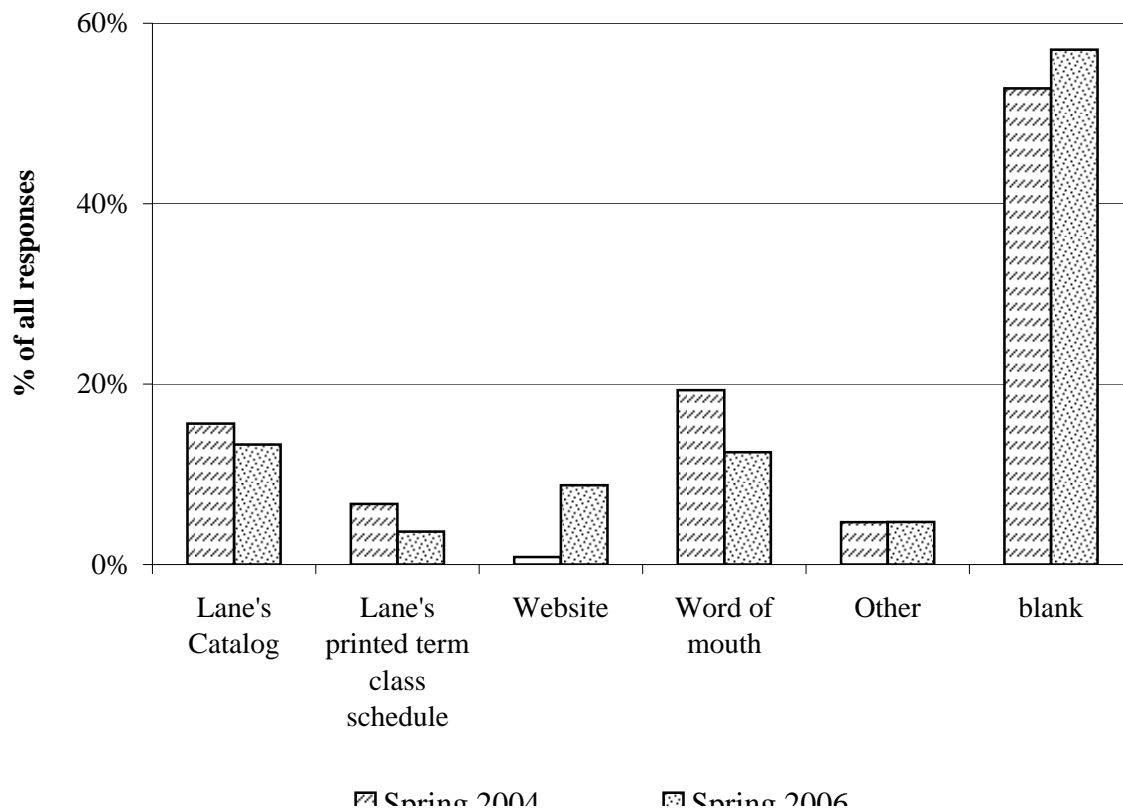
response category	Spring 2004			Spring 2006		
	# of responses	% of responses	% of valid responses	# of responses	% of responses	% of valid responses
Lane's Catalog	93	15.6%	33.1%	62	13.3%	31.0%
Lane's printed term class schedule	40	6.7%	14.2%	17	3.6%	8.5%
Website	5	0.8%	1.8%	41	8.8%	20.5%
Word of mouth	115	19.3%	40.9%	58	12.4%	29.0%
Other	28	4.7%	10.0%	22	4.7%	11.0%
blank	314	52.8%	na	266	57.1%	na
total	595	100%	100%	466	100%	100%

Example: 13.3% of all responses to this question for Spring 2006 were "Lane's Catalog" (N =62).

Note: "Valid Responses" exclude those not responding to the question. Only students who responded "Very familiar" or "Somewhat familiar" to Question viii were included in this analysis.

Responses to "Other" found under "Student Comments," pg. 48.

How Did you Find out About Learning Communities at Lane?



Question # : **36**

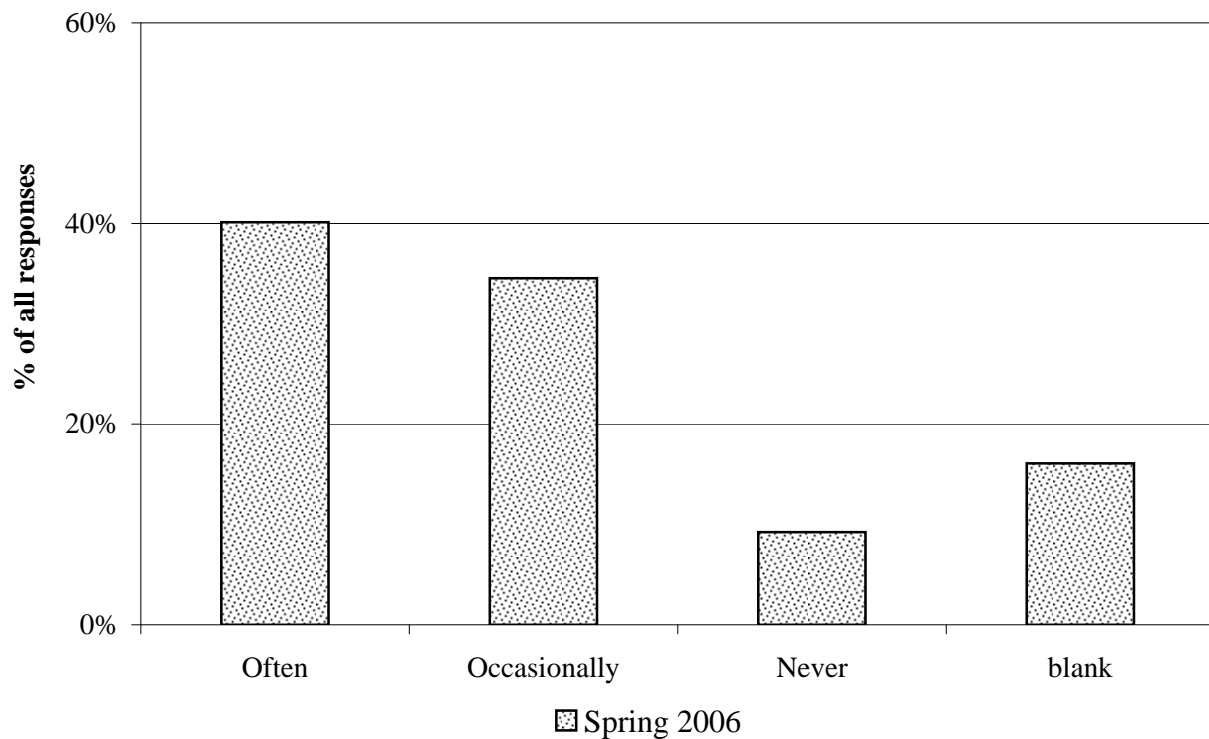
Question description: **How often have you used Lane's on-line catalog?**

response category	Spring 2006		
	# of responses	% of responses	% of valid responses
Often	187	40.1%	47.8%
Occasionally	161	34.5%	41.2%
Never	43	9.2%	11.0%
blank	75	16.1%	na
total	466	100%	100%

Example: 40.1% of all responses to this question were "Often" (N = 187).

Note: "Valid Responses" exclude those not responding to the question.

How Often Have You Used Lane's On-line Catalog?



Question # : 37

Question description: Overall, how would you rate Lane's website?

response category	Spring 2006		
	# of responses	% of responses	% of valid responses
Excellent	158	33.9%	40.5%
Adequate	224	48.1%	57.4%
Not adequate	8	1.7%	2.1%
blank	76	16.3%	na
total	466	100%	100%

Example: 33.9% of all responses to this question were "Excellent" (N = 158).

Note: "Valid Responses" exclude those not responding to the question.

Overall Rating of Lane's Website

