

Courses

Question # : **iii**

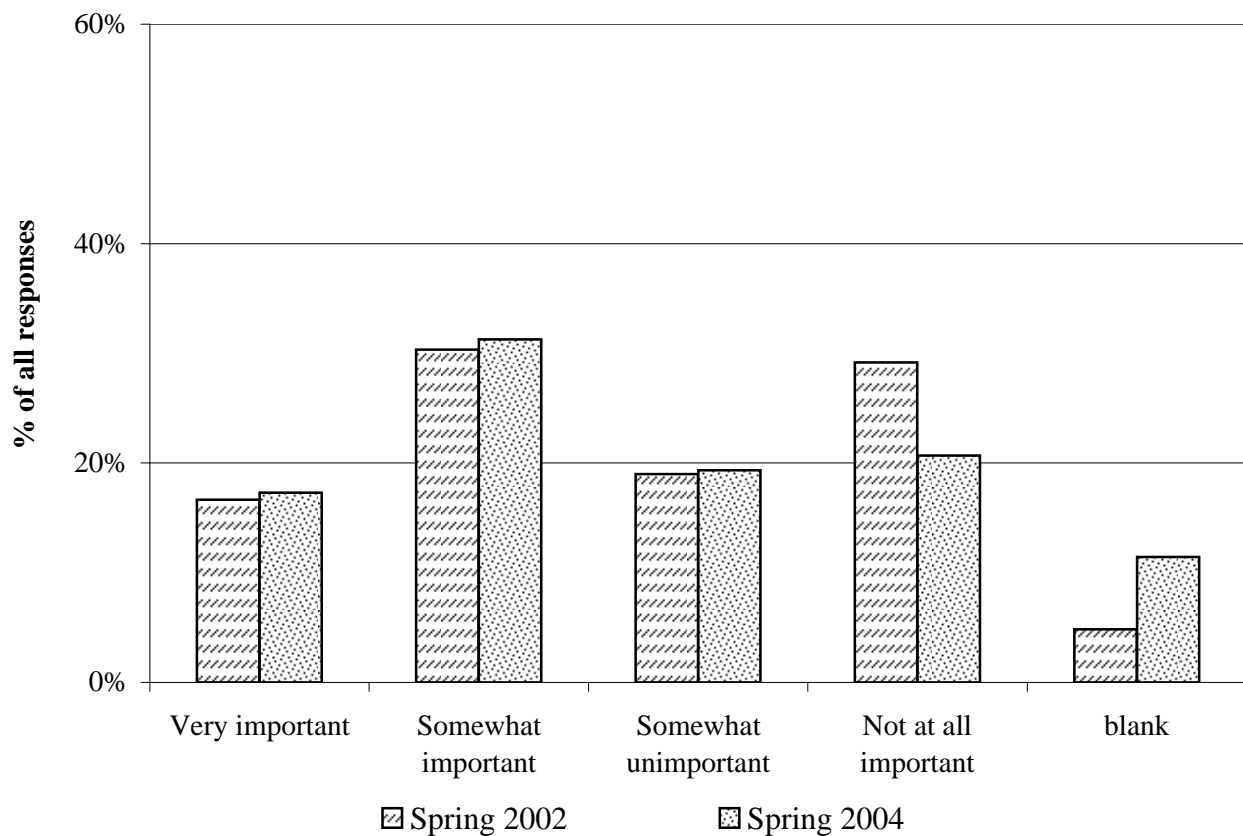
Question description: **How important is it to you to be able to take on-line/Internet-based courses?**

response category	Spring 2002			Spring 2004		
	# of responses	% of responses	% of valid responses	# of responses	% of responses	% of valid responses
Very important	100	16.7%	17.5%	103	17.3%	19.5%
Somewhat important	182	30.3%	31.9%	186	31.3%	35.3%
Somewhat unimportant	114	19.0%	20.0%	115	19.3%	21.8%
Not at all important	175	29.2%	30.6%	123	20.7%	23.3%
blank	29	4.8%	na	68	11.4%	na
total	600	100%	100%	595	100%	100%

Example: 17.3% of all responses to this question for Spring 2004 were "Very important" (N = 103).

Note: "Valid Responses" exclude those not responding to the question.

Importance of Taking On-line/Internet-based Classes



Question # : **iv**

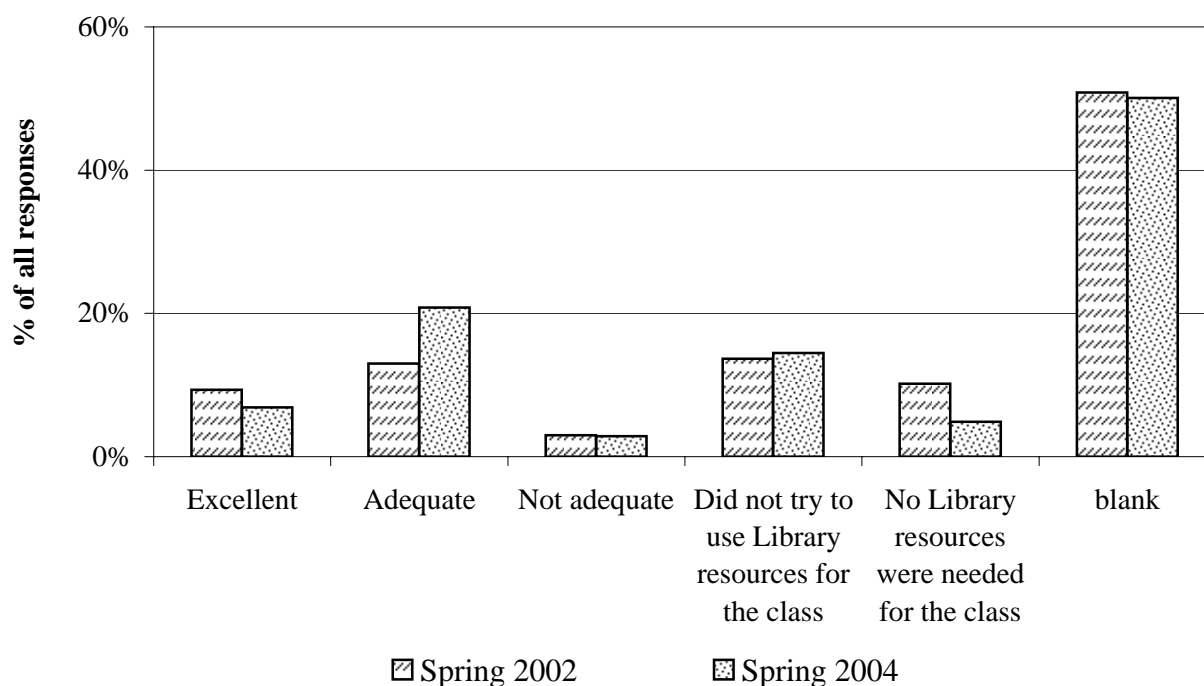
Question description: **If you have taken on-line/Internet-based courses at Lane, on average, how would you rate the availability of the necessary library resources for the courses?**

response category	Spring 2002			Spring 2004		
	# of responses	% of responses	% of valid responses	# of responses	% of responses	% of valid responses
Excellent	56	9.3%	19.0%	41	6.9%	13.8%
Adequate	78	13.0%	26.4%	124	20.8%	41.8%
Not adequate	18	3.0%	6.1%	17	2.9%	5.7%
Did not try to use Library resources for the class	82	13.7%	27.8%	86	14.5%	29.0%
No Library resources were needed for the class	61	10.2%	20.7%	29	4.9%	9.8%
blank	305	50.8%	na	298	50.1%	na
total	600	100%	100%	595	100%	100%

Example: 6.9% of all responses to this question for Spring 2004 were "Excellent" (N = 41).

Note: "Valid Responses" exclude those not responding to the question.

Availability of Necessary Library Resources for On-line/Internet Courses



Question # : v

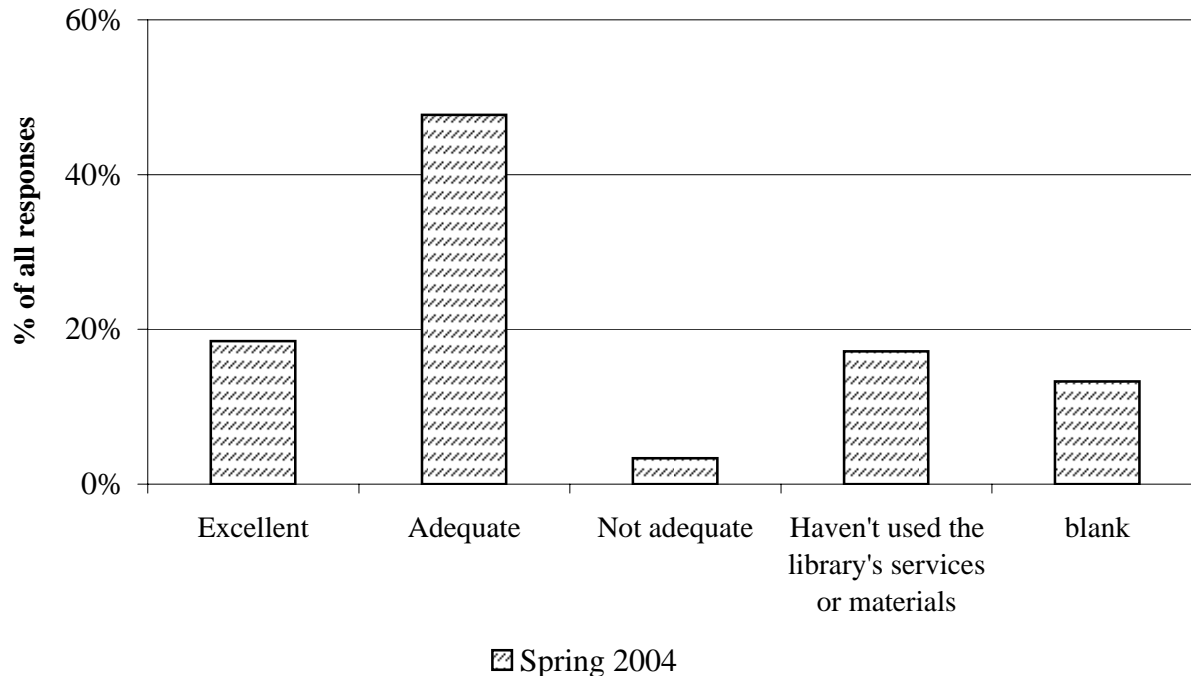
Question description: **How would you rate the usefulness of the library's services and materials in completing your course work at Lane?**

response category	Spring 2004		
	# of responses	% of responses	% of valid responses
Excellent	110	18.5%	21.3%
Adequate	284	47.7%	55.0%
Not adequate	20	3.4%	3.9%
Haven't used the library's services or materials	102	17.1%	19.8%
blank	79	13.3%	na
total	595	100%	100%

Example: 18.5% of all responses to this question for Spring 2004 were "Excellent" (N = 110).

Note: "Valid Responses" exclude those not responding to the question.

Usefulness of the Library's Services and Materials



Question # : vi

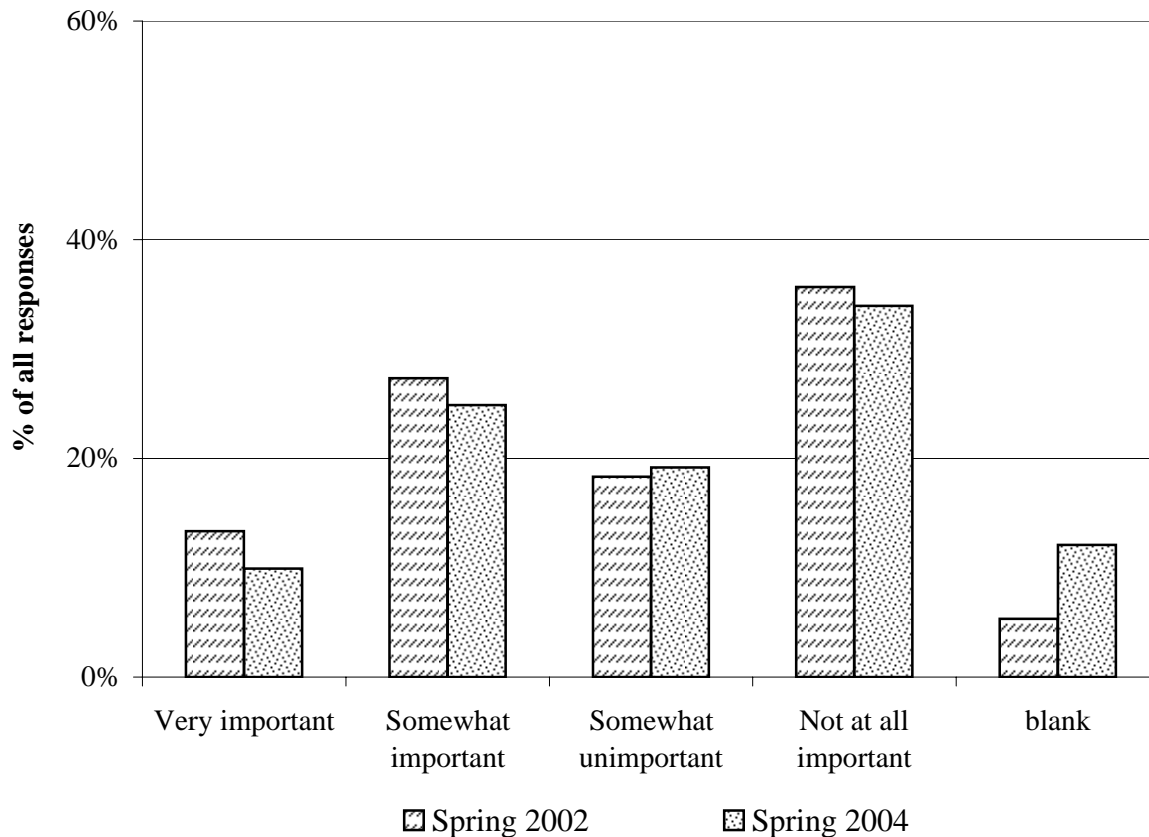
Question description: **How important is it to you to be able to take telecourses?**

response category	Spring 2002			Spring 2004		
	# of responses	% of responses	% of valid responses	# of responses	% of responses	% of valid responses
Very important	80	13.3%	14.1%	59	9.9%	11.3%
Somewhat important	164	27.3%	28.9%	148	24.9%	28.3%
Somewhat unimportant	110	18.3%	19.4%	114	19.2%	21.8%
Not at all important	214	35.7%	37.7%	202	33.9%	38.6%
blank	32	5.3%	na	72	12.1%	na
total	600	100%	100%	595	100%	100%

Example: 9.9% of all responses to this question for Spring 2004 were "Very important" (N = 59).

Note: "Valid Responses" exclude those not responding to the question.

Importance of Taking Telecourses



Question # : **vii**

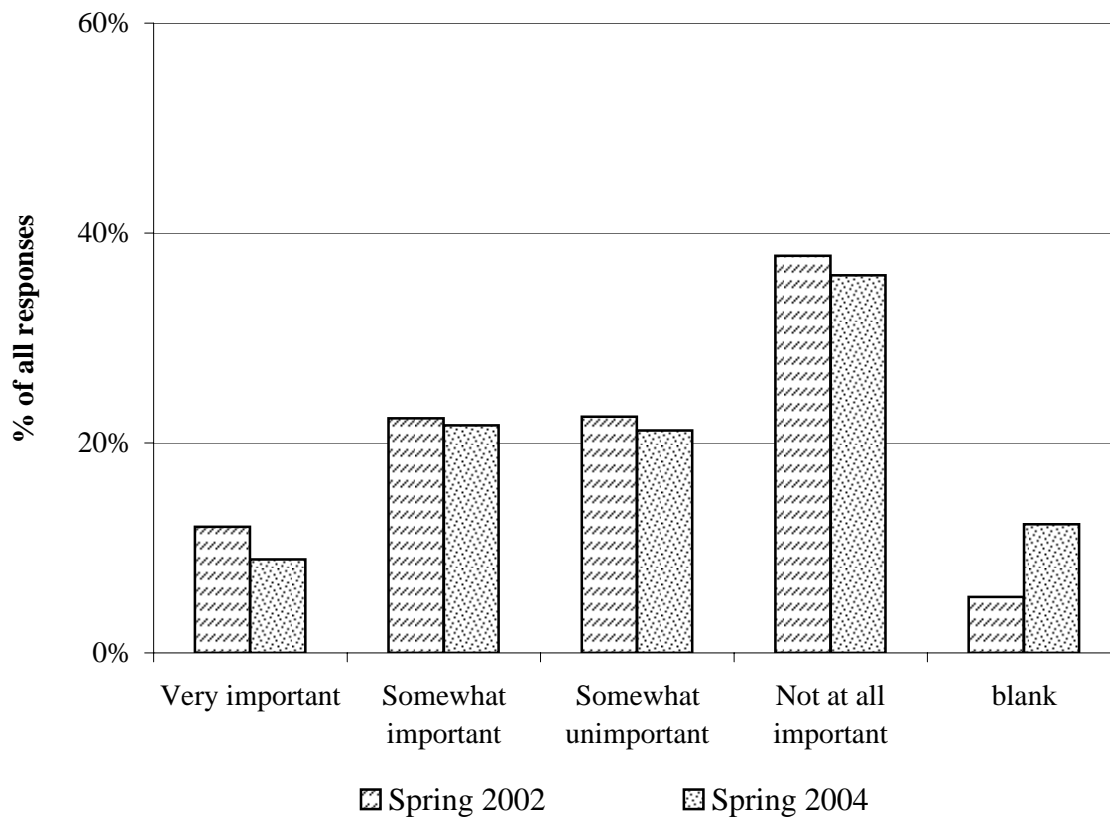
Question description: **How important is it to you to be able to complete an entire degree through distance learning (e.g., on-line/Internet-based courses, telecourses, etc.)?**

response category	Spring 2002			Spring 2004		
	# of responses	% of responses	% of valid responses	# of responses	% of responses	% of valid responses
Very important	72	12.0%	12.7%	53	8.9%	10.2%
Somewhat important	134	22.3%	23.6%	129	21.7%	24.7%
Somewhat unimportant	135	22.5%	23.8%	126	21.2%	24.1%
Not at all important	227	37.8%	40.0%	214	36.0%	41.0%
blank	32	5.3%	na	73	12.3%	na
total	600	100%	100%	595	100%	100%

Example: 8.9% of all responses to this question for Spring 2004 were "Very important" (N = 53).

Note: "Valid Responses" exclude those not responding to the question.

Importance of Completing Entire Degree Through Distance Learning



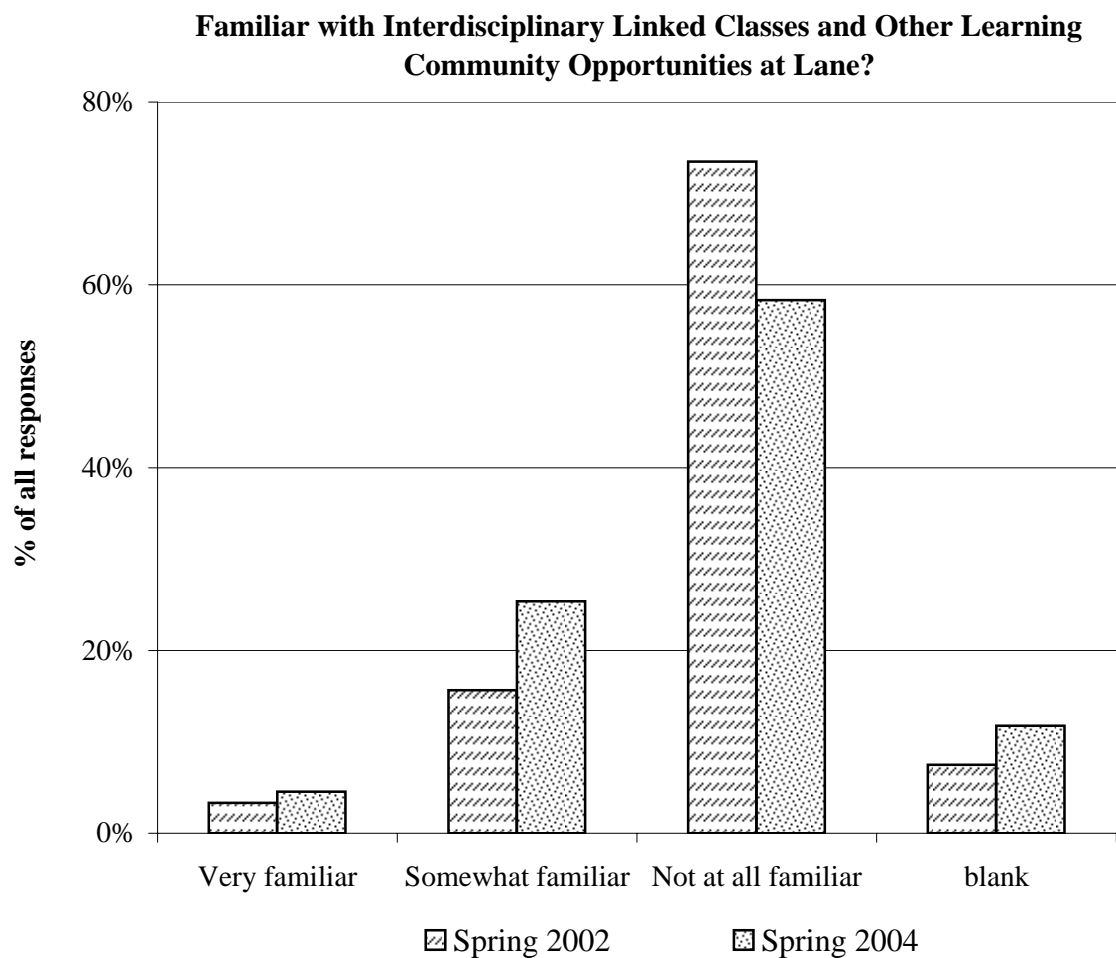
Question # : **viii**

Question description: **How familiar are you with interdisciplinary linked classes and other learning community opportunities at Lane?**

response category	Spring 2002			Spring 2004		
	# of responses	% of responses	% of valid responses	# of responses	% of responses	% of valid responses
Very familiar	20	3.3%	3.6%	27	4.5%	5.1%
Somewhat familiar	94	15.7%	16.9%	151	25.4%	28.8%
Not at all familiar	441	73.5%	79.5%	347	58.3%	66.1%
blank	45	7.5%	na	70	11.8%	na
total	600	100%	100%	595	100%	100%

Example: 4.5% of all responses to this question for Spring 2004 were "Very familiar" (N = 27).

Note: "Valid Responses" exclude those not responding to the question.



Question # : **ix**

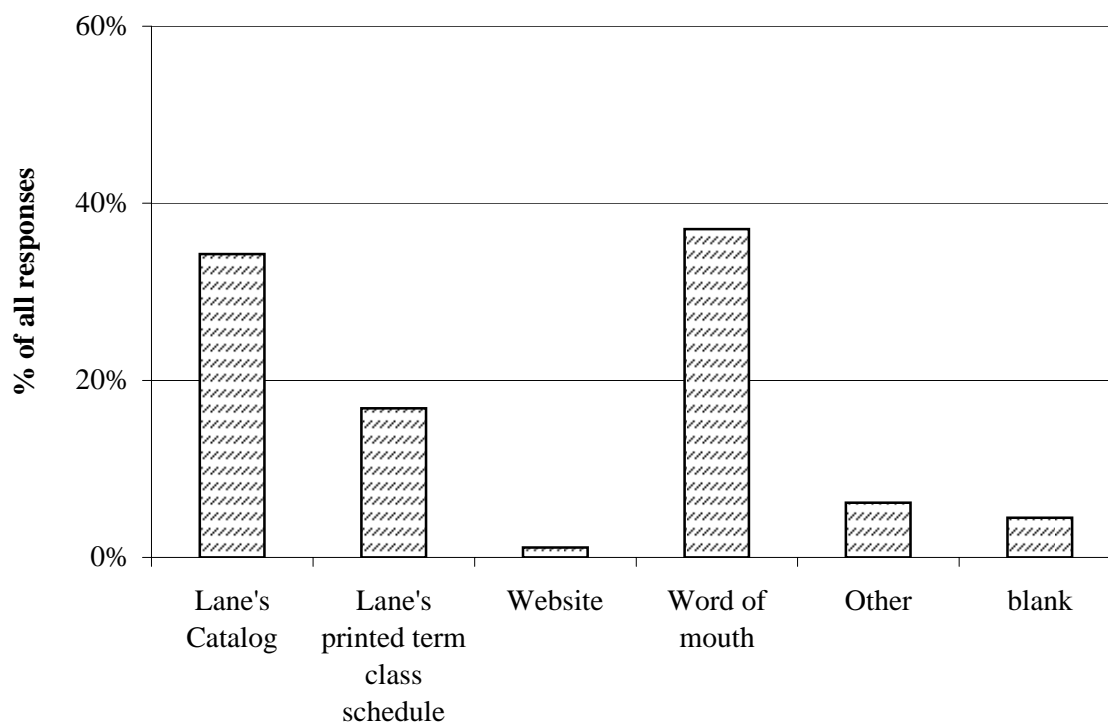
Question description: **If you are familiar with learning communities at Lane, how did you find out about them?**

response category	Spring 2004		
	# of responses	% of responses	% of valid responses
Lane's Catalog	61	34.3%	35.9%
Lane's printed term class schedule	30	16.9%	17.6%
Website	2	1.1%	1.2%
Word of mouth	66	37.1%	38.8%
Other	11	6.2%	6.5%
blank	8	4.5%	na
total	178	100%	100%

Example: 34.3% of all responses to this question for Spring 2004 were "Lane's Catalog" (N = 61).

Note: "Valid Responses" exclude those not responding to the question. Only students who responded "Very familiar" or "Somewhat familiar" to Question viii were included in this analysis.

How Did you Find out About Learning Communities at Lane?



Spring 2004

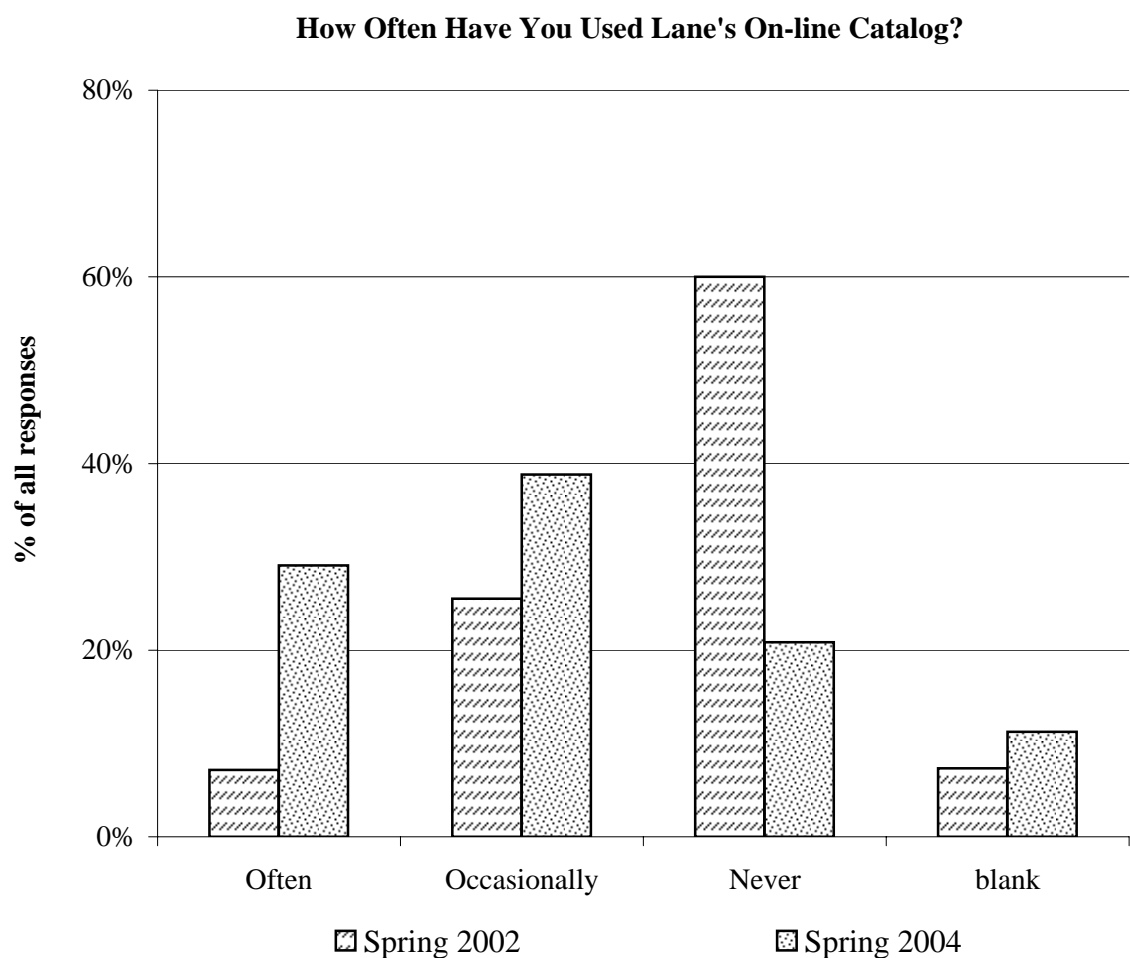
Question # : x

Question description: **How often have you used Lane's on-line catalog?**

response category	Spring 2002			Spring 2004		
	# of responses	% of responses	% of valid responses	# of responses	% of responses	% of valid responses
Often	43	7.2%	7.7%	173	29.1%	32.8%
Occasionally	153	25.5%	27.5%	231	38.8%	43.8%
Never	360	60.0%	64.7%	124	20.8%	23.5%
blank	44	7.3%	na	67	11.3%	na
total	600	100%	100%	595	100%	100%

Example: 29.1% of all responses to this question for Spring 2004 were "Often" (N = 173).

Note: "Valid Responses" exclude those not responding to the question.



Question # : **xi**

Question description: **How often have you used Lane's web pages?**

response category	Spring 2002			Spring 2004		
	# of responses	% of responses	% of valid responses	# of responses	% of responses	% of valid responses
Often	90	15.0%	16.5%	276	46.4%	52.8%
Occasionally	296	49.3%	54.1%	225	37.8%	43.0%
Never	161	26.8%	29.4%	22	3.7%	4.2%
blank	53	8.8%	na	72	12.1%	na
total	600	100%	100%	595	100%	100%

Example: 46.4% of all responses to this question for Spring 2004 were "Often" (N = 276).

Note: "Valid Responses" exclude those not responding to the question.

